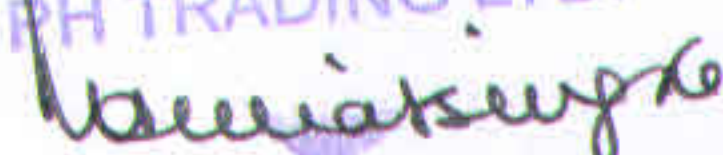


PH TRADING LIMITED  
113, Park Street, 10th floor, 'B' Block, Kolkata-700 016

**Introductory sub-table (1)(a)**

Name of the Company : PH TRADING LIMITED  
 Scrip Code, Name of the scrip, class of security : 4975  
 Quarter ended : 30/09/2016

| Partly paid up shares   | No. of partly paid up shares   | As a % of total no. of partly paid up shares              | As a % of total no. of shares of the company.   |
|---|--|---|---|
| Held by promoter/Promoter group   | NIL  | NIL   | NIL   |
| Held by public  | NIL  | NIL   | NIL   |
| Total   | NIL  | NIL   | NIL   |
| <b>Outstanding convertible securities : No of outstanding securities</b>                              |  |   |   |
|   |  | As a % of total no. of outstanding convertible securities | As a % of total no. of shares of the company, assuming full conversion of the convertible securities. |
| Held by promoter/Promoter group   | NIL  | NIL   | NIL   |
| Held by public  | NIL  | NIL   | NIL   |
| Total   | NIL  | NIL   | NIL   |
| <b>Warrants:-</b>   |  |   |   |
|   | No. of warrants  | As a % of total no. of warrants                           | As a % of total no. of shares of the company, assuming full conversion of warrants.                   |
| Held by promoter/Promoter group   | NIL  | NIL   | NIL   |
| Held by public  | NIL  | NIL   | NIL   |
| Total   | NIL  | NIL   | NIL   |
| Total paid-up capital of the Company, assuming full conversion of warrants and convertible securities | Total paid up capital 4,80,000 @ Rs.10 each. But no convertibles warrants no convertibles securities of the company. |   |   |

For PH TRADING LTD.  
  
 Director

**PH TRADING LTD.**

113, Park Street, 10th floor, 'B' Block, Kolkata-16

**Statement Showing Shareholding Pattern for the quarter ended 30.09.2016**

| Category code | Category of Shareholder                 | Number of Shareholders | Table (I)(a)           |  | Total shareholding as a percentage of total number of shares |                            | Shares Pledged or otherwise encumbered |                       |
|---------------|---|------------------------|------------------------|--|--|----------------------------|--|-----------------------|
|               |   |                        | Total number of shares | Number of shares held in dematerialized form | As a percentage of (A+B) <sup>1</sup>                        | As a percentage of (A+B+C) | Number of shares                       | As a percentage       |
|               |   |                        |                        |  |  |                            |  |                       |
| (I)           | (II)                                    | (III)                  | (IV)                   | (V)  | (VI)   | (VII)                      | (VIII)                                 | (IX)= (VIII)/(IV)*100 |
| (A)           | <b>Shareholding of Promoter and</b>     |                        |                        |  |  |                            |  |                       |
| 1             | <b>Indian</b>                           |                        |                        |  |  |                            |  |                       |
| (a)           | Individuals/ Hindu Undivided Family     | 9                      | 290750                 | 290750                                       | 60.57  | 60.57                      | 0                                      | 0.00                  |
| (b)           | Central Government/ State Government(s) | 0                      | 0                      | 0  | 0.00   | 0.00                       |  | 0.00                  |
| (c)           | Bodies Corporate                        | 2                      | 24200                  | 24200  | 5.04   | 5.04                       | 0                                      | 0.00                  |
| (d)           | Financial Institutions/ Banks           | 0                      | 0                      | 0  | 0.00   | 0.00                       |  | 0.00                  |
| (e)           | Any Others(Specify)                     |                        |                        |  | 0.00   | 0.00                       |  | 0.00                  |
| (e-i)         |   |                        |                        |  | 0.00   | 0.00                       |  | 0.00                  |
| (e-ii)        |   |                        |                        |  | 0.00   | 0.00                       |  | 0.00                  |
|               | <b>Sub Total(A)(1)</b>                  | <b>11</b>              | <b>314950</b>          | <b>314950</b>                                | <b>65.61</b>   | <b>65.61</b>               | <b>0</b>                               | <b>0.00</b>           |

For PH TRADING LTD.

*(Signature)*

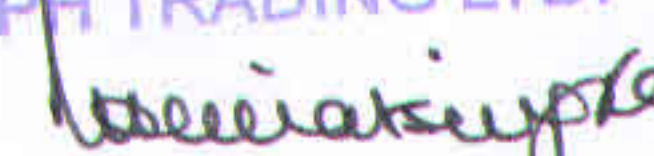
Director

|            |   |           |               |               |              |              |          |             |
|------------|---|-----------|---------------|---------------|--------------|--------------|----------|-------------|
| <b>2</b>   | <b>Foreign</b>  |           |               |               |              |              |          |             |
| a          | Individuals (Non-Residents Individuals/<br>Foreign Individuals) | 0.00      | 0             | 0             | 0.00         | 0.00         | 0        | 0.00        |
| b          | Bodies Corporate  | 0         | 0             | 0             | 0.00         | 0.00         | 0        | 0.00        |
| c          | Institutions  | 0         | 0             | 0             | 0.00         | 0.00         | 0        | 0.00        |
| d          | Any Others(Specify)   | 0         | 0             | 0             | 0.00         | 0.00         | 0        | 0.00        |
| d-i        |   |           |               |               | 0.00         | 0.00         |          | 0.00        |
| d-ii       |   |           |               |               | 0.00         | 0.00         |          | 0.00        |
|            | <b>Sub Total(A)(2)</b>  | <b>0</b>  | <b>0</b>      | <b>0</b>      | <b>0.00</b>  | <b>0.00</b>  | <b>0</b> | <b>0.00</b> |
|            | <b>Total Shareholding of Promoter</b>                           | <b>11</b> | <b>314950</b> | <b>314950</b> | <b>65.61</b> | <b>65.61</b> | <b>0</b> | <b>0.00</b> |
|            |   |           |               |               |              |              |          |             |
| <b>(B)</b> | <b>Public shareholding</b>                                      |           |               |               |              |              |          |             |
| <b>1</b>   | <b>Institutions</b>   |           |               |               |              |              |          |             |
| (a)        | Mutual Funds/ UTI   |           |               |               | 0.00         | 0.00         |          |             |
| (b)        | Financial Institutions / Banks                                  |           |               |               | 0.00         | 0.00         |          |             |
| (c)        | Central Government/ State<br>Government(s)                      |           |               |               | 0.00         | 0.00         |          |             |
| (d)        | Venture Capital Funds   |           |               |               | 0.00         | 0.00         |          |             |
| (e)        | Insurance Companies   |           |               |               | 0.00         | 0.00         |          |             |
| (f)        | Foreign Institutional Investors                                 |           |               |               | 0.00         | 0.00         |          |             |
| (g)        | Foreign Venture Capital Investors                               |           |               |               | 0.00         | 0.00         |          |             |
| (h)        | Any Other (specify)   |           |               |               | 0.00         | 0.00         |          |             |
| (h-i)      |   |           |               |               | 0.00         | 0.00         |          |             |
| (h-ii)     |   |           |               |               | 0.00         | 0.00         |          |             |
|            |   |           |               |               |              |              |          |             |
|            |   |           |               |               |              |              |          |             |
|            | <b>Sub-Total (B)(1)</b>   | <b>0</b>  | <b>0</b>      | <b>0</b>      | <b>0.00</b>  | <b>0.00</b>  |          |             |
|            |   |           |               |               |              |              |          |             |
| <b>B 2</b> | <b>Non-institutions</b>   |           |               |               |              |              |          |             |

For PH TRADING LTD.


*Veerakunte*  
Director

|            |   |           |               |               |               |               |          |             |
|------------|---|-----------|---------------|---------------|---------------|---------------|----------|-------------|
| (a)        | Bodies Corporate  |           |               |               | 0.00          | 0.00          |          |             |
| (b)        | Individuals   |           |               |               | 0.00          | 0.00          |          |             |
| I          | Individuals -i. Individual shareholders holding nominal share capital up to Rs 2 lakh   | 34        | 96740         | 20300         | 20.154        | 20.154        | 0        |             |
| II         | ii. Individual shareholders holding nominal share capital in excess of Rs. 2 lakh.      | 3         | 68310         | 23710         | 14.231        | 14.231        | 0        |             |
| (c)        | Any Other (specify)   |           |               |               | 0.00          | 0.00          |          |             |
| (c-i)      |   |           |               |               | 0.00          | 0.00          |          |             |
| (c-ii)     |   |           |               |               | 0.00          | 0.00          |          |             |
|            |   |           |               |               |               |               |          |             |
|            |   |           |               |               |               |               |          |             |
|            | <b>Sub-Total (B)(2)</b>   | <b>37</b> | <b>165050</b> | <b>44010</b>  | <b>34.39</b>  | <b>34.39</b>  |          |             |
|            |   |           |               |               |               |               |          |             |
| <b>(B)</b> | <b>Total Public Shareholding (B)= (B)(1)+(B)(2)</b>                                     | <b>37</b> | <b>165050</b> | <b>44010</b>  | <b>34.39</b>  | <b>34.39</b>  |          |             |
|            |   |           |               |               |               |               |          |             |
|            | <b>TOTAL (A)+(B)</b>  | <b>48</b> | <b>480000</b> | <b>358960</b> | <b>100.00</b> | <b>100.00</b> |          |             |
|            |   |           |               |               |               |               |          |             |
| <b>(C)</b> | <b>Shares held by Custodians and against which Depository Receipts have been issued</b> |           |               |               |               |               |          |             |
| 1          | Promoter and Promoter Group   |           |               |               |               | 0.00          |          | 0.00        |
| 2          | Public  |           |               |               |               | 0.00          |          |             |
|            | <b>Sub-Total (C)</b>  | <b>0</b>  | <b>0</b>      | <b>0</b>      |               | <b>0</b>      | <b>0</b> |             |
|            |   |           |               |               |               |               |          |             |
|            | <b>GRAND TOTAL (A)+(B)+(C)</b>  | <b>48</b> | <b>480000</b> | <b>358960</b> | <b>100</b>    | <b>100.00</b> | <b>0</b> | <b>0.00</b> |
|            |   |           |               |               |               |               |          |             |
|            |   |           |               |               |               |               |          |             |

For PH TRADING LTD.  
  
Director

(I)(b) Statement showing Shareholding of persons belonging to the category  
"Promoter and Promoter Group"

| Sr. No. | Name of the shareholder          | Total shares held |                                       | Shares pledged or otherwise encumbered |                    |  |
|---------|----------------------------------|-------------------|---------------------------------------|--|--------------------|--|
|         |                                  | Number of shares  | As a % of grand total (A) + (B) + (C) | Number                                 | As a percentage    | As a % of grand total (A)+(B)+(C) of sub-clause (I)(a) |
| (I)     | (II)                             | (III)             | (IV)                                  | (V)                                    | (VI)=(V)/(III)*100 | (VII)  |
| 1       | Prakash Himatsingka              | 45810             | 9.54                                  |  | 0.00               | 0.00   |
| 2       | Prakash Himatsingka              | 22900             | 4.77                                  |  | 0.00               | 0.00   |
|         | C/o. Prakash Ch. Vikram Kr.(HUF) |                   |                                       |  |                    |  |
| 3       | Madhuri Himatsingka              | 47600             | 9.92                                  |  | 0.00               | 0.00   |
| 4       | Vikram Himatsingka               | 46000             | 9.58                                  |  | 0.00               | 0.00   |
| 5       | Aditi Himatsingka                | 49710             | 10.36                                 |  | 0.00               | 0.00   |
| 6       | Ravi Shankar Jhunjhunwala        | 200               | 0.04                                  |  | 0.00               | 0.00   |
| 7       | Avishek Himatsingka              | 49650             | 10.34                                 |  | 0.00               | 0.00   |
| 8       | Anuradha Himasingka              | 28580             | 5.95                                  |  | 0.00               | 0.00   |
| 9       | Himatsingka Chemicals Pvt Ltd    | 200               | 0.04                                  |  | 0.00               | 0.00   |
| 10      | Variable Plaza Pvt Ltd           | 24000             | 5.00                                  |  | 0.00               | 0.00   |
| 11      | Ajit Kr.Bhuwalka                 | 300               | 0.06                                  |  | 0.00               | 0.00   |

For PH TRADING LTD.  
  
 Director

| <b>(D)(c) Statement showing Shareholding of persons belonging to the category</b> |                                |                         |   |
|---|--------------------------------|-------------------------|---|
| <b>"Public" and holding more than 1% of the total number of shares</b>            |                                |                         |   |
| <b>Sr. No.</b>  | <b>Name of the shareholder</b> | <b>Number of shares</b> | <b>Shares as a percentage of total number of shares {i.e., Grand Total (A)+(B)+(C) indicated in Statement at para (I)(a) above}</b> |
| 1   | Basudeo Prasad Yaduka          | 23200                   | 4.83  |
| 2   | Ghanshyam Das Yaduka           | 21400                   | 4.17  |
| 3   | Hitesh Kr Poddar               | 18000                   | 3.75  |
| 4   | Vivek Kumar Poddar             | 18000                   | 3.75  |
| 5   | Chittarmal Agarwal             | 10000                   | 2.08  |
| 6   | Basant Kr. Poddar              | 9000                    | 1.88  |
| 7   | Kusum Poddar                   | 9000                    | 1.88  |
| 8   | Rani Agarwal                   | 6000                    | 1.25  |
| 9   | Avinash Yaduka                 | 23710                   | 4.94  |
| 10  | B. P. Yaduka (HUF)             | 20000                   | 4.17  |
| <b>TOTAL</b>  |                                | <b>158310</b>           | <b>32.70 /</b>  |

For PH TRADING LTD.

*Vaniat Singh*  
Director

**(1) (d) Statement showing details of locked in shares**

| Sr. No. | Name of the shareholder | Number of locked -in- shares | Locked -in -shares as a percentage of total number or shares {i.e.Grand Total (A)+(B)+(C) indicate in statement at para (1)(a) above. |
|---------|-------------------------|------------------------------|---|
|         | NIL                     |                              |   |

**(11)(a) Statement showing details of Depository Receipts (DRs)**

| Sr. No. | Type of outstanding DR (ADRs, GDRs, SDRs) etc | Number of Outstanding Drs | Number of shares underlying outstanding Drs. | Shares underlying outstanding Drs as a percentage of total number of share { i.e.Grand total (A)+(B)+(C ) indicated in statement at para (1)(a) above } |
|---------|---|---------------------------|--|---|
|         |   | N I L                     |  |   |

**(11)(b) Statement showing Holding Depository Receipts (DRs), where underlying shares are in excess of 1% of the total number of shares.**

| Sr. No. | Name of the DR Holder | Type of Outstanding DR (ADRs, GDRs, SDRs, etc) | Number of shares underlying outstanding DRs | Shares underlying outstanding DRs as a percentage of total number of share {i.e.Grand Total (A)+(B)+( C) indicated in statement at para (1)(a) above } |
|---------|-----------------------|--|---|--|
|         |                       | N I L  |   |  |

For PH TRADING LTD.  
*Waniarsingh*  
Director